



Portable Dot Peen Marking Machine
For On-The-Spot Marking Applications

90X40MM

Discover
the potential



PR94

Made in Turkey



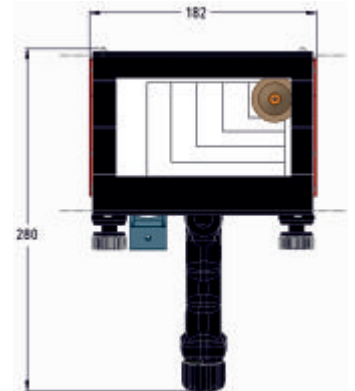
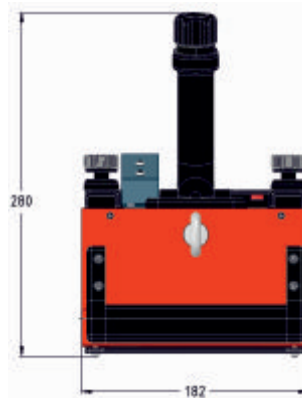
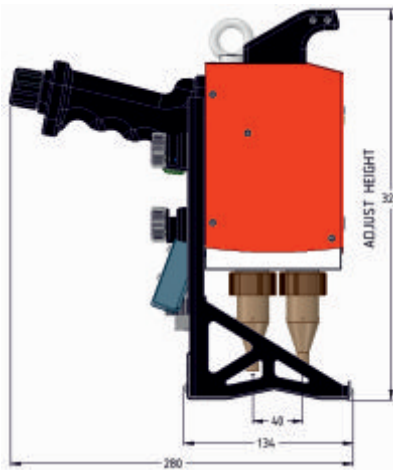
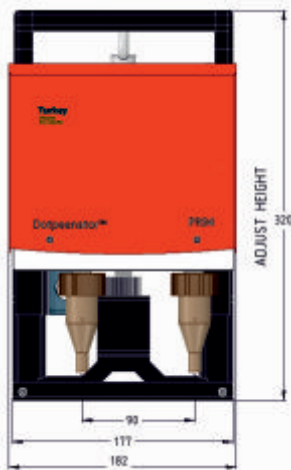
ISO9001:2008



www.dotpeenator.com

Perpetuating Your Trade Mark...

- A Marking Area of 90X40MM
- Easy Marking on the Spot via Its Ergonomic Handle and Trigger
- A Powerfull Alluminium Construction
- Very Precise Marking w/Micro Linear Guide Ways
- No Maintenance Required
- Stainless Steel Dust Covers
- Integrated Micro Air Regulator
- 5M Robotic Flexible Signal Cable & Air Hose Shielded by Plastic Flexible Hose for Extra Protection
- Peen Selection Button for High Speed Peen or Dot Peen Cartridges
- Led Lamp for Work Area Illumination
- Peen Height Adjustment Mechanisim
- Extra Secondary Handle for Easy Marking Operation



Karacaoglan Mah. 6157/1 Sok. 19/3, 35070 Isikkent,
Bornova, Izmir, TURKEY
Phone: +90 (232) 472 23 43, Fax: +90 (232) 472 23 45
E-Mail: info@dotpeenator.com URL: www.dotpeenator.com





Dotpeenator™ Dot Peen Marking Machine Controllers

Specification of Dotpeenator™ SA14 Control Unit

- 7 inch TFT Color Touch Screen
- Linux Based Control Unit
- Linux Based Dotpeenator™ Marking Software
- Data Transfer
- Shift Marking
- Custom-Made Date Coding with Characters
- Create-Your-Own-Fonts Module
- Connection With A Host Computer
- Database Connection
- 3 USB Ports
- 1 RS232 Port
- Integrated I/O Port
- Connected with Keyboard & Mouse
- PLT Extended Vector Marking
- Setting Peen Tracing Points
- Linear ve Arc Scale Marking
- 2D Data Matrix Marking
- Setting a Peen Docking Point
- Setting Dot Intervals
- Circumferential Marking by an External Optional Rotary Axis
- Circumferential Letter by Letter, Word by Word, Sentence by Sentence Marking
- Selective Button for Vibro Peen Assemblies and Long-Stroke Deep Marking Peen Assemblies
- Date, Time, Shift, Julian Calendar, Day of Week, Week Number, Name of Day Marking & Requested Combination of Any
- Static Content Marking
- Vehicle Chassis Marking
- Random Code Marking
- Barcode Content Marking From a Barcode Reader
- Power Cable
- X Limit Led
- Y Limit Led
- Z Limit Led
- Power Led
- Marking Led
- USB Connection Cable
- Optional 9 Pin RS232 Connection Cable
- User Friendly English Software Interface

Specification of Dotpeenator™ CO9 Control Unit

- Marking Operations Based On SQL Queries Reading From A SQL Based Database
- Log File Follow-Up Over 365 Days
- Linear Text Marking
- 360° Circular Marking
- Arc Text Marking
- Date Marking
- Julian Date Marking
- 2D Data Matrix Code Marking
- Serial Number Marking
- Chassis Number Marking
- Alfa Numerical Character Marking
- Symbol Marking
- Random Code Marking
- Vectoral Graphics Marking
- Possibility of Showing Images of Name Tags at The Background Of The Screen For Easy Marking Content Positioning
- Peen Path Setup for Complex Work Pieces
- Adjustment of Dot Resolution Up To 0.01mm
- About 40 Special Single Line Fonts to Choose From
- Possibility of Marking All TTF Fonts
- Waiting Point Assignment for Peen Cartridge Assembly Kit
- Marking Simulation
- Reverse Marking
- Marking Upon Barcode Scanner Reading
- Alignment Of Marking Contents
- Adjustment of Valve Opening & Closing Delays
- Adjustment of Marking Speed
- Adjustment of Free Movment Speed
- Running Consecutive Marking Programs One After The Other
- Possibility of Testing Functions of Main Components
- Optional Rotary Axis for Circumferential Marking Operations
- Controlling An Additional Valve Through The I/O Port
- Pin Type Selector
- Glass Fuse